



Scan to visit our AutoCount Website

Courier Plug-In

Table of Contents

1.0	Introduction
2.0	Installing the Plug-In
3.0	Debtor Maintenance
4.0	Stock Item Maintenance
5.0	Cash Sale



Scan to visit our AutoCount Website

1.0 Introduction

The AutoCount Courier Plugin is a software add-on designed to simplify pricing calculations for courier services. It offers flexible pricing rules based on weight and provides options for VIP customers. The plugin automates subtotal calculations, making it easier to create invoices and process cash sales for courier companies.



Scan to visit our AutoCount Website

2.0 Installing the Plug-In

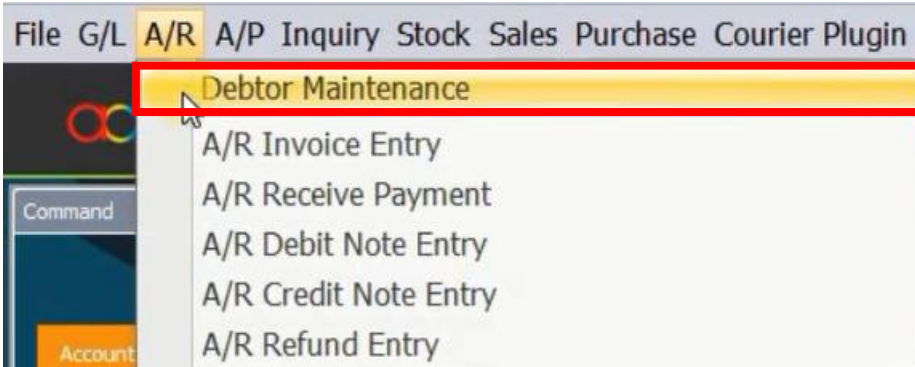
1. Go to **Tools > Plug-In Manager**
2. Click on the “**Install**” button.
3. Browse for the related **.app file** (Courier Plugin)
4. A new window will prompt with some basic information of this plug-in.
5. Click on the “**Install**” button again to proceed.
6. A confirmation message will be prompted after that.
7. Click “**Yes**” to confirm the installation.
8. A success message will appear after the plug-in is installed correctly.



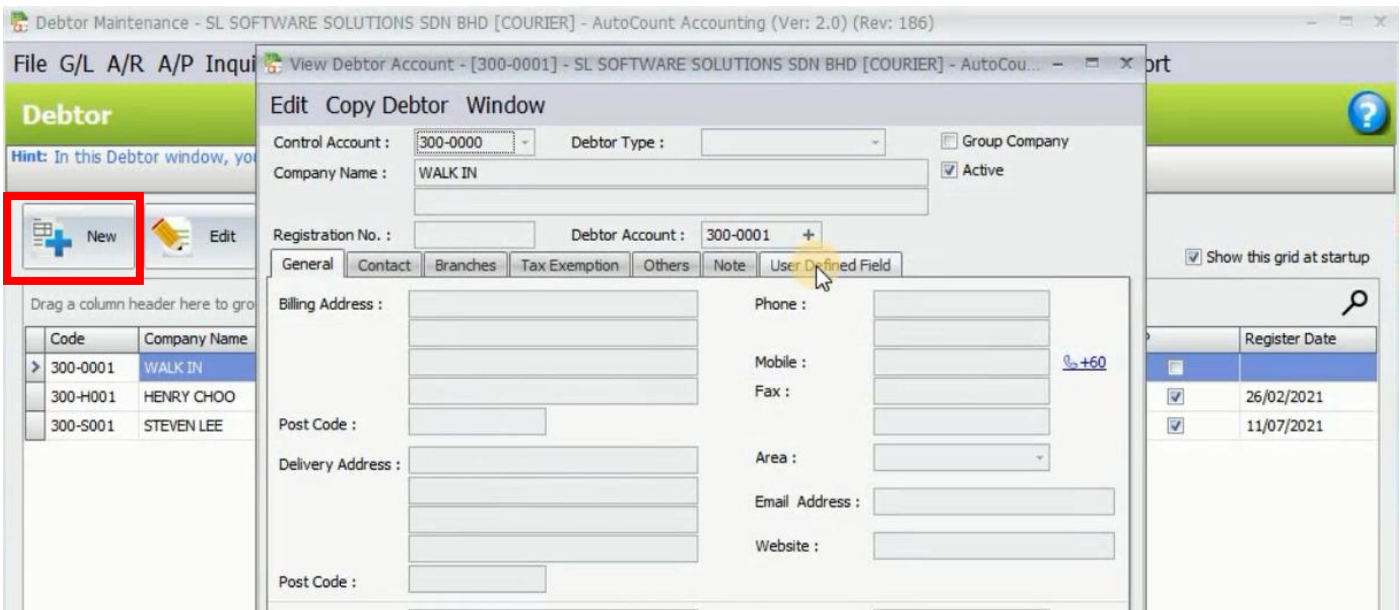
Scan to visit our AutoCount Website

3.0 Debtor Maintenance

1. Go to **A/R > Debtor Maintenance**.



2. Click on **"New"** to create a new debtor record.
3. Fill in all the required debtor information.





Scan to visit our AutoCount Website

4. Go to the User Defined Field tab, tick "IsVIP," and select the "Register Date".
5. Click on "Save."

View Debtor Account - [300-H001] - SL SOFTWARE SOLUTIONS SDN BHD [COURIER] - AutoCou... -

Edit Copy Debtor Window

Control Account : 300-0000 Debtor Type : Group Company

Company Name : HENRY CHOO Active

Registration No. : Debtor Account : 300-H001 +

General Contact Branches Tax Exemption Others Note **User Defined Field**

IsVIP

Register Date : 26/02/2021



Scan to visit our AutoCount Website

4.0 Stock Item Maintenance

1. Go to **Stock > Stock Item Maintenance**
2. Click on **"New"** to create a new stock item. (examples create location west)

Stock Item

Hint: In this Stock Item window, you can create, modify, or delete stock item.

Drag a column header here to group by that column

Item Code	Base UOM	UOM...	Description	Item Group	Item Type	Stock ...
EAST	KG	1	EAST			<input checked="" type="checkbox"/>
PROMOTION	KG	1	PROMOTION			<input checked="" type="checkbox"/>
REGISTER	-	1	REGISTER FEES			<input checked="" type="checkbox"/>
SINGAPORE	KG	1	SINGAPORE			<input checked="" type="checkbox"/>
VOUCHER	UNIT	1	VOUCHER			<input checked="" type="checkbox"/>
> WEST	KG	1	WEST			<input checked="" type="checkbox"/>
WESTAGENT	UNIT	1	WESTAGENT			<input checked="" type="checkbox"/>

3. Fill in all the necessary information for the stock item.
4. Go to the User Defined Field to set the **"Normal Price"** and **"VIP Price."**

Copy Item Window

Item

Item Code: WEST
 Description: WEST
 Total Balance Qty: -3
 Lead Time:
 Duty Rate (%): 0
 Supply Tax Code:
 Purchase Tax Code:
 Tariff Code:
 IsVoucher IsVIPOnly

Analysis Code

Item Group:
 Item Type:

Costing Method: Weighted Average
 Main Supplier:
 Stock Control

Details: Replacement Item | Image | Further Description | External Link | Note

UOM: KG

User Defined Field

UOM Details

NORMAL PRICE

1st KG	2.00	1st KG Price	8.00
Add On KG	1.00	Add On KG Price	2.00

VIP PRICE

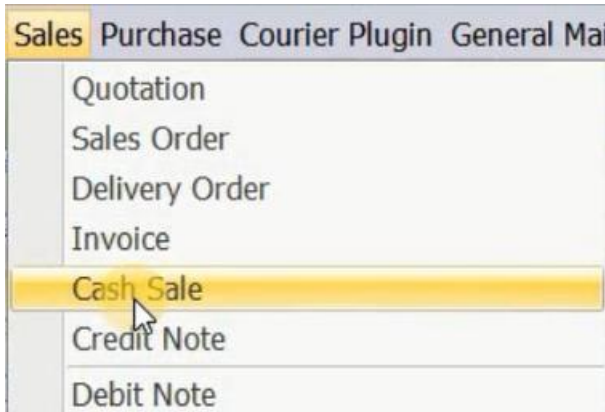
1st KG (VIP)	2.00	1st KG Price (VIP)	6.99
Add On KG (VIP)	1.00	Add On KG Price (VIP)	2.00



Scan to visit our AutoCount Website

5.0 Cash Sale

1. Go to **Sales > Cash Sale**



2. Click on **"New"** to create a new cash sale transaction.





Scan to visit our AutoCount Website

3. Select the Debtor. If the debtor is a VIP customer, tick **"IsVIP"** to get the VIP Price; otherwise, the normal price will be used.

Debtor Detail

Debtor: 300-H001 IsVIP

Name: HENRY CHOO

Address:

Attention: Phone:

Main

4. Right-click and select **"Add"** to choose the item code and enter the quantity.
5. Select the payment method (cash, credit card, multipayment, credit sale).

New Cash Sale - [Next Possible No: CS-000017] - SL SOFTWARE SOLUTIONS SDN BHD [COURIER] - AutoCount Accounting (Ver: 2.0)(1)

Home Edit

Save as Draft Save as Template

TAX Set Tax Date Group Total Discount Total Cost Change Unit Price Item Search Show Instant Info Copy from other Cash Sale Copy to a new Cash Sale Transfer From Quotation Transfer From Sales Order Transfer From Delivery Order Transfer From Consignment

Debtor Detail

Debtor: 300-H001 IsVIP

Name: HENRY CHOO

Address:

Attention: Phone:

Cash Sales Info

C/S No: <<New>> Date: 17/12/2021

Final Total

10.99

Last Change: 0.00

Item Code	Description	Fu...	UOM	Parcel	Way Bill	Qty	Discount	SubTotal	1st KG	Add On KG	Add On KG Price	1st KG Price
WEST	WEST	...	KG			4		10.99	2.00	1.00	2.00	6.99

Subtotal (ex) 10.99 Total 10.99

Proceed New C/S

Cash Credit Card Multi Payment Credit Sale Cancel

F2 - Open Cash Drawer F3 - Cash Payment F5 - Credit Sales F7 - Credit Card Payment F8 - Multi-Payment Ctrl+U - Change Unit Price



Scan to visit our AutoCount Website

6. After payment, the cash sale report will be displayed.

SL SOFTWARE SOLUTIONS SDN BHD (IP0435037-K)
 231A, JALAN PASIR PUTEH, 31650 IPOH, PERAK.
 Tel: 05-255 6119
 Email: autocountsystem@gmail.com

CASH SALE

Sold to : HENRY CHOO
 Tel :

No. : CS-000017
 Date : 17/12/2021
 Page : 1 of 1

Item	Description	Qty	UOM	Disc.	Total RM
1.	WEST	4	KG		10.99

RINGGIT MALAYSIA TEN AND CENTS NINETY NINE ONLY

Goods sold are neither returnable nor refundable. Otherwise a cancellation fee of 20% on purchase price will be imposed.

B/F Pages Total 0.00
 Page Total 10.99
Total 10.99

Authorised Signature